



created by

rooke

rown

FREE SAMPLE!

You will need the most recent version of Adobe Reader to edit this product! This is a FREE download from <http://get.adobe.com/reader/>

Purchase FULL 75 page product
at the following link!

<http://www.teacherspayteachers.com/Product/Customize-Your-Own-WORD-WORK-Printables-Edit-with-Any-List-1418241>







How to Use

Each of the following printables can be customized using YOUR word list, whether it be spelling words, sight words, or vocabulary words! These printables will match any curriculum and are varied for numbered lists of 5, 6, 8, 10, 15, or 20 words.

Word Work Printables are ideal for Literacy Centers, Morning Work, homework, early finishers, or differentiated learning!



Flip and Study



Name: _____

Cut out the flipbook along the outside box.

Cut apart the words on the solid lines to make flaps.

Fold the flipbook in half and use the strategies on the back to help you study words.

Flip and Study!

You can ask a family member or a friend to help you!

For each word:

1. Read out loud.
2. Spell out loud.
3. Read in your head.
4. Spell in your head.
5. Open flap.
6. Write word underneath flap.
7. Check word.
8. Repeat 2 more times.

Name: _____

Flip and Study!

1.

2.

3.

4.

5.

6.

7.

8.

9.

10.

Letter Shapes

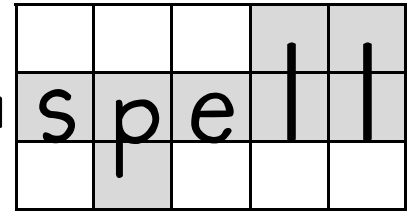
Write your words in the spaces, then



Tall "sky" letters = BLUE


Middle "grass" letters = GREEN

Low "root" letters = BROWN




Name: _____


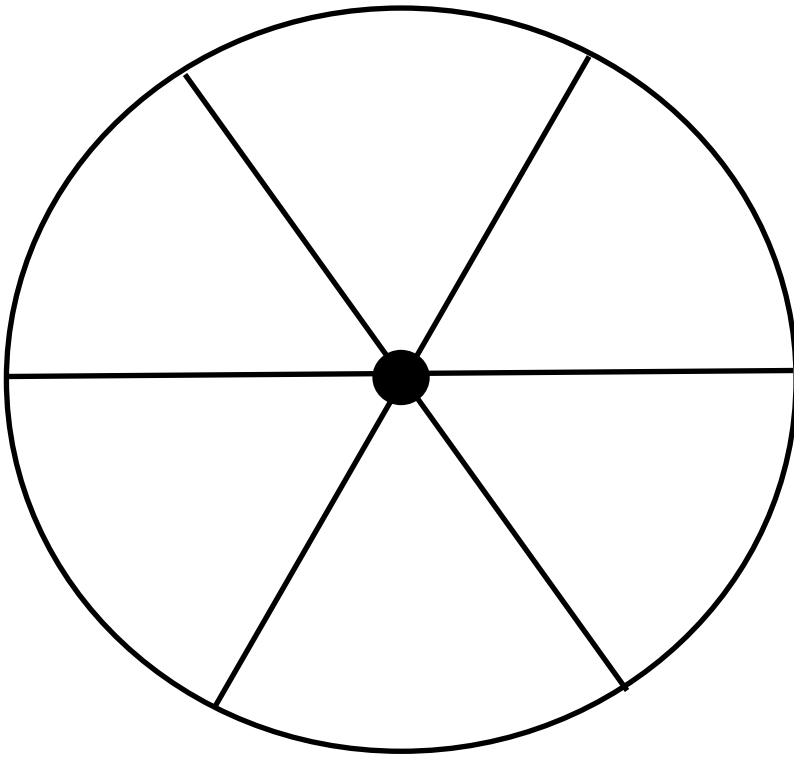
1	<table border="1"><tr><td></td><td></td><td></td><td></td><td></td><td></td><td></td><td></td><td></td><td></td><td></td><td></td><td></td><td></td><td></td><td></td><td></td><td></td><td></td><td></td></tr><tr><td></td><td></td><td></td><td></td><td></td><td></td><td></td><td></td><td></td><td></td><td></td><td></td><td></td><td></td><td></td><td></td><td></td><td></td><td></td><td></td></tr><tr><td></td><td></td><td></td><td></td><td></td><td></td><td></td><td></td><td></td><td></td><td></td><td></td><td></td><td></td><td></td><td></td><td></td><td></td><td></td><td></td></tr></table>																																																												
2	<table border="1"><tr><td></td><td></td><td></td><td></td><td></td><td></td><td></td><td></td><td></td><td></td><td></td><td></td><td></td><td></td><td></td><td></td><td></td><td></td><td></td><td></td></tr><tr><td></td><td></td><td></td><td></td><td></td><td></td><td></td><td></td><td></td><td></td><td></td><td></td><td></td><td></td><td></td><td></td><td></td><td></td><td></td><td></td></tr><tr><td></td><td></td><td></td><td></td><td></td><td></td><td></td><td></td><td></td><td></td><td></td><td></td><td></td><td></td><td></td><td></td><td></td><td></td><td></td><td></td></tr></table>																																																												
3	<table border="1"><tr><td></td><td></td><td></td><td></td><td></td><td></td><td></td><td></td><td></td><td></td><td></td><td></td><td></td><td></td><td></td><td></td><td></td><td></td><td></td><td></td></tr><tr><td></td><td></td><td></td><td></td><td></td><td></td><td></td><td></td><td></td><td></td><td></td><td></td><td></td><td></td><td></td><td></td><td></td><td></td><td></td><td></td></tr><tr><td></td><td></td><td></td><td></td><td></td><td></td><td></td><td></td><td></td><td></td><td></td><td></td><td></td><td></td><td></td><td></td><td></td><td></td><td></td><td></td></tr></table>																																																												
4	<table border="1"><tr><td></td><td></td><td></td><td></td><td></td><td></td><td></td><td></td><td></td><td></td><td></td><td></td><td></td><td></td><td></td><td></td><td></td><td></td><td></td><td></td></tr><tr><td></td><td></td><td></td><td></td><td></td><td></td><td></td><td></td><td></td><td></td><td></td><td></td><td></td><td></td><td></td><td></td><td></td><td></td><td></td><td></td></tr><tr><td></td><td></td><td></td><td></td><td></td><td></td><td></td><td></td><td></td><td></td><td></td><td></td><td></td><td></td><td></td><td></td><td></td><td></td><td></td><td></td></tr></table>																																																												
5	<table border="1"><tr><td></td><td></td><td></td><td></td><td></td><td></td><td></td><td></td><td></td><td></td><td></td><td></td><td></td><td></td><td></td><td></td><td></td><td></td><td></td><td></td></tr><tr><td></td><td></td><td></td><td></td><td></td><td></td><td></td><td></td><td></td><td></td><td></td><td></td><td></td><td></td><td></td><td></td><td></td><td></td><td></td><td></td></tr><tr><td></td><td></td><td></td><td></td><td></td><td></td><td></td><td></td><td></td><td></td><td></td><td></td><td></td><td></td><td></td><td></td><td></td><td></td><td></td><td></td></tr></table>																																																												
6	<table border="1"><tr><td></td><td></td><td></td><td></td><td></td><td></td><td></td><td></td><td></td><td></td><td></td><td></td><td></td><td></td><td></td><td></td><td></td><td></td><td></td><td></td></tr><tr><td></td><td></td><td></td><td></td><td></td><td></td><td></td><td></td><td></td><td></td><td></td><td></td><td></td><td></td><td></td><td></td><td></td><td></td><td></td><td></td></tr><tr><td></td><td></td><td></td><td></td><td></td><td></td><td></td><td></td><td></td><td></td><td></td><td></td><td></td><td></td><td></td><td></td><td></td><td></td><td></td><td></td></tr></table>																																																												
7	<table border="1"><tr><td></td><td></td><td></td><td></td><td></td><td></td><td></td><td></td><td></td><td></td><td></td><td></td><td></td><td></td><td></td><td></td><td></td><td></td><td></td><td></td></tr><tr><td></td><td></td><td></td><td></td><td></td><td></td><td></td><td></td><td></td><td></td><td></td><td></td><td></td><td></td><td></td><td></td><td></td><td></td><td></td><td></td></tr><tr><td></td><td></td><td></td><td></td><td></td><td></td><td></td><td></td><td></td><td></td><td></td><td></td><td></td><td></td><td></td><td></td><td></td><td></td><td></td><td></td></tr></table>																																																												
8	<table border="1"><tr><td></td><td></td><td></td><td></td><td></td><td></td><td></td><td></td><td></td><td></td><td></td><td></td><td></td><td></td><td></td><td></td><td></td><td></td><td></td><td></td></tr><tr><td></td><td></td><td></td><td></td><td></td><td></td><td></td><td></td><td></td><td></td><td></td><td></td><td></td><td></td><td></td><td></td><td></td><td></td><td></td><td></td></tr><tr><td></td><td></td><td></td><td></td><td></td><td></td><td></td><td></td><td></td><td></td><td></td><td></td><td></td><td></td><td></td><td></td><td></td><td></td><td></td><td></td></tr></table>																																																												




Spin and Define




Name: _____



	Word	Definition
1		
2		
3		
4		
5		
6		



Vocabulary Flip and Match



Name: _____

Look up the definition for each word in a dictionary or glossary and write it on one of the "Definition" cards. Cut out all cards and arrange facedown in an array. Flip over two cards at a time. If the word and definition match, take the pair out, and if they don't, flip them back over. Repeat until all matching pairs are found.

Word:	Definition:
Word:	Definition:
Word:	Definition:
Word:	Definition:
Word:	Definition:

Credits

Created by Brooke Brown

THANK YOU for your download!


I'd very much appreciate your
feedback!



<http://teachingsuperpower.blogspot.com/>

<http://www.teacherspayteachers.com/Store/Teachingsuperpower>

Graphics
From
the
Pond



<http://frompond.blogspot.com>

Graphics &/or fonts copyright
Dianne J Hook. www.djinkers.com,

License # 0824203228